



2022-2023



CROWLEY INDEPENDENT SCHOOL DISTRICT

Crowley High School Quality Report

Comprehensive Accountability System

Metrics that Matter to our Community

DISTRICT-ASSIGNED SCHOOL QUALITY RATING

2022-2023 ACADEMICS

ALGEBRA I (Board Goal) ★

Approaches	Meets	Masters
66%	23%	7%

ENGLISH I

Approaches	Meets	Masters
66%	48%	8%

ENGLISH II

Approaches	Meets	Masters
69%	45%	4%

US HISTORY

Approaches	Meets	Masters
92%	64%	31%

TEA Rating: TBD
Baseline Year 2023

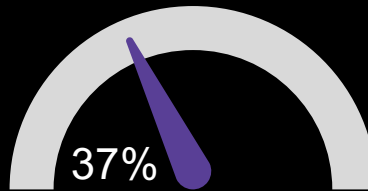
Student ENROLLMENT

TOTAL
2,338



● AP Enrollment ● Dual Credit Enrollment ● On Ramps Enrollment

Advanced ACADEMICS



% of students enrolled in advanced courses

CAREER & TECHNOLOGY

82% Enrolled



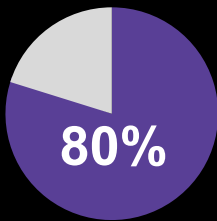
% of students enrolled in CTE courses

SCHOOL ENVIRONMENT

Positive Student BEHAVIOR 3


(Board Goal)

% of students with no suspensions



Student DISCIPLINE

Discipline Incidents



● In-school suspension ● Out-of-school suspension

GRADUATION RATE 4

92.8%

2021-2022



College, Career and Military Readiness (CCMR) 4

92%

2021-2022

TEACHER Information 5

Teacher-to-Student Ratio



1:28

Teacher Student

Teacher Tenure



186 TEACHERS ON CAMPUS

College READINESS

% students graduated with college credit

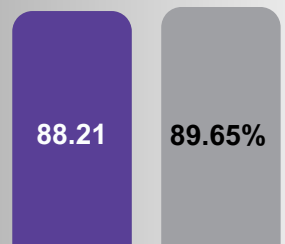
16%



% scholarships earned \$9.7 Million

% accepted to college 90.80%

Attendance PERCENTAGE 4



2021-2022

2022-2023



2022-2023



CROWLEY INDEPENDENT SCHOOL DISTRICT

Crowley High School Quality Report

Comprehensive Accountability System



Crowley ISD School Board

Our aspiration in Crowley ISD is to ensure that all students have access to a GREAT SCHOOL and are provided excellent educational experiences so that they achieve their full potential. When our students graduate from Crowley ISD, they will leave with more than a diploma. They will leave with choices and opportunities. We designed this School Quality Report (SQR) to highlight metrics that matter and to share with our community the areas of progress, the areas of opportunity, and the comprehensive quality of each school in Crowley ISD. This SQR is our effort to increase transparency by synthesizing the quantitative metrics with qualitative parent voices to provide a complete assessment of school quality.

ENGAGEMENT OPPORTUNITIES

Student Participation
Fine Arts



Student Participation
Athletics



Student CLUBS 5

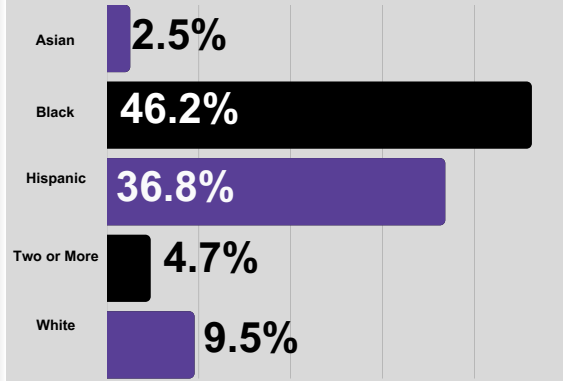
- Flock
- Health & Wellness
- Society of Gentleman
- Student Council
- AVID
- International Thespians

ENGAGEMENT 5

PARENT BOOSTER CLUBS AND STUDENT EXTRACURRICULAR ACTIVITIES

- Football
- Baseball
- Soccer
- Softball
- Basketball
- Cheerleading
- Band
- Talonettes
- Track & Field
- FFA
- Industry Advising Teams

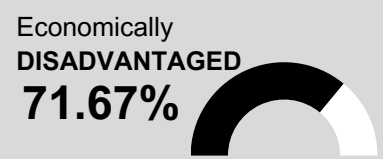
CAMPUS DEMOGRAPHICS



Visit <http://crowleyisdtx.org> for more details regarding our rubric.

“ We were told before school started that there would be safety upgrades made on all campuses, and when Noah came home and said students had to walk through a metal detector when entering the school, I thought, oh, so they did what they said they were going to do. That made me happy.
Mayra,
Crowley High Parent ”

“ I am so appreciative of Charles' teachers this year. I have received more communication from them in these first six weeks than ever before ... They email, call and have even sent me his course syllabus, course requirements and a contract to sign with him. My baby is making straight As and on the football team — I'm so proud of him.
Moranda,
Crowley High Parent ”



RUBRIC SCALE

- 1 NEEDS ATTENTION
- 2 AVERAGE
- 3 GOOD
- 4 EXCEPTIONAL
- 5 GREAT

Campus COMMUNICATION

SOCIAL MEDIA

TEXTS/CALLS

SKYWARD GRADES

NEWSLETTERS



GRADED ON 2022-2023 DATA

CROWLEY INDEPENDENT SCHOOL DISTRICT

Crowley ISD Quality Report

Comprehensive Accountability System Rubric

Metrics that Matter to our Community

RUBRIC SCALE

- 1** NEEDS ATTENTION
- 2** AVERAGE
- 3** GOOD
- 4** EXCEPTIONAL
- 5** GREAT

DISTRICT ASSIGNED SCHOOL QUALITY RATING

- 1** F
- 2** D
- 3** C
- 4** B
- 5** A

FINANCE FUND BALANCE

- 1** Less than 9%
- 2** 10-14%
- 3** 14-17%
- 4** 18-19%
- 5** 20%

TEACHER INFORMATION

Total # of 5 plus year teachers divided by the total # of teachers to get the percentage

- 1** 10-19%
- 2** 20-38%
- 3** 39-48%
- 4** 59-49%
- 5** 60% or greater

GRADUATION RATE

- 1** 89% or less
- 2** 89-90%
- 3** 90-92%
- 4** 93-94%
- 5** 95% or greater

College, Career and Military Readiness (CCMR)

- 1** 60-70%
- 2** 71-80%
- 3** 81-90%
- 4** 91-94%
- 5** 95% or greater

POSITIVE STUDENT BEHAVIOR

ELEMENTARY

- 1** 85 or less
- 2** 86-89
- 3** 90-91
- 4** 92-94
- 5** 95 or greater

SECONDARY

- 1** 69%
- 2** 70-73%
- 3** 74-84%
- 4** 85-91%
- 5** 92% or greater

STUDENT SUPPORTS

ELEMENTARY

- 1** 1 out of 6
- 2** 2 out of 6
- 3** 3 out of 6
- 4** 4 out of 6
- 5** 5 out of 6

SECONDARY

- 1** 2 or less
- 3** 3 out of 6
- 5** 4 out of 5

ATTENDANCE PERCENTAGE

ELEMENTARY

- 1** 85% or less
- 2** 86-89%
- 3** 90-92%
- 4** 93-94%
- 5** 95% or greater

SECONDARY

- 1** 69%
- 2** 70-73%
- 3** 74-84%
- 4** 85-91%
- 5** 92% or greater

PARENT AND STUDENT ENGAGEMENT OPPORTUNITIES

Parent Involvement

- 1** 0 **5** 2 or more
- 2** 1

Student Clubs

- 1** 0 **5** 5 or more
- 2** 1 **3** 3-4

REFER TO SECONDARY RATINGS FOR DISTRICT

Visit <http://crowleyisdtx.org> for more details

SCHOOL ENVIRONMENT

