



2022-2023

CROWLEY INDEPENDENT SCHOOL DISTRICT



Richard J. Allie Middle School Quality Report Comprehensive Accountability System

Metrics that Matter to our Community

DISTRICT-ASSIGNED SCHOOL QUALITY RATING

2022-2023 ACADEMICS

8TH GRADE ALGEBRA I

Approaches	Meets	Masters
95%	58%	28%

8TH GRADE MATH (Board Goal) ★

Approaches	Meets	Masters
70%	36%	9%

8TH GRADE READING

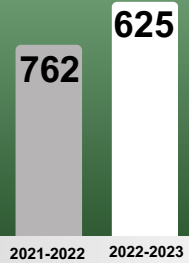
Approaches	Meets	Masters
81%	52%	21%

TEA Rating: TBD
Baseline Year 2023

Student ENROLLMENT




Pre AP Enrollment



TEACHER Information 4

Teacher-to-Student Ratio



Teacher Tenure



63 TEACHERS ON CAMPUS

STUDENT SUPPORTS 4

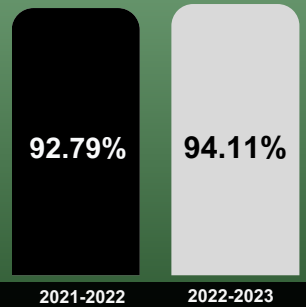
SOCIAL EMOTIONAL LEARNING SUPPORTS

Counselors	✓
SEL Specialists	✓
Interventionists	✓

AFTER SCHOOL PROGRAMS

21st Century	
Tutorials	✓

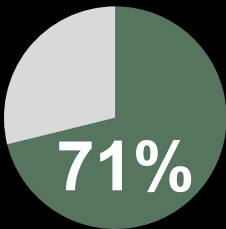
Attendance PERCENTAGE 4



Positive Student BEHAVIOR 2

★ (Board Goal)

% of students with no suspensions



Student DISCIPLINE

Discipline Incidents

Year	In-school suspension	Out-of-school suspension
2021-2022	ISS: 108	OSS: 132
	ISS: 321	OSS: 388

● In-school suspension ● Out-of-school suspension

Parent and Student ENGAGEMENT OPPORTUNITIES

PARENT INVOLVEMENT 2

- PTA

STUDENT CLUBS 5

- Fine Arts
- Leadership
- Junior Cadet Corp
- Intramural Sports
- Junior National Honor Society
- Sports
- Cheer
- UIL
- Student Council

Campus COMMUNICATION



SCHOOL ENVIRONMENT



2022-2023

CROWLEY INDEPENDENT SCHOOL DISTRICT



Richard J. Allie Middle School Quality Report

Comprehensive Accountability System



Crowley ISD School Board

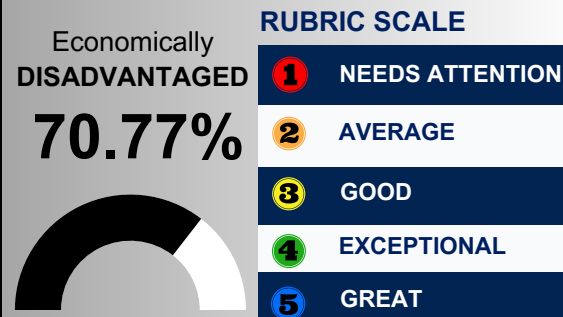
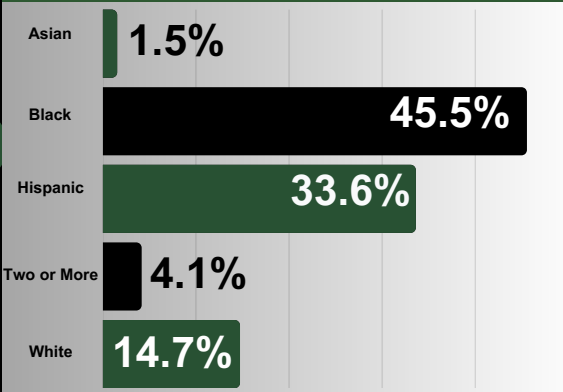
Our aspiration in Crowley ISD is to ensure that all students have access to a GREAT SCHOOL and are provided excellent educational experiences so that they achieve their full potential. When our students graduate from Crowley ISD, they will leave with more than a diploma. They will leave with choices and opportunities. We designed this School Quality Report (SQR) to highlight metrics that matter and to share with our community the areas of progress, the areas of opportunity, and the comprehensive quality of each school in Crowley ISD. This SQR is our effort to increase transparency by synthesizing the quantitative metrics with qualitative parent voices to provide a complete assessment of school quality.

“ Education consists of two things: example and love. I think Richard Allie is a perfect example of this.
Donielle, Richard J. Allie Parent ”

“ What we love about Richard Allie is the communication. Though there are hundreds of students, Richard Allie is always on top or will keep you in the loop of what is going on. We love that as parents and are so happy we are a part of the RAMS family.
Mills, Richard J. Allie Parent ”

“ We--Richard Allie--rise to the occasion: hard work, discipline and dedication.
Kevin, Richard J. Allie Parent ”

CAMPUS DEMOGRAPHICS



Visit <http://crowleyisdtx.org> for more details regarding our rubric.



GRADED ON 2022-2023 DATA

CROWLEY INDEPENDENT SCHOOL DISTRICT

Crowley ISD Quality Report

Comprehensive Accountability System Rubric

Metrics that Matter to our Community

RUBRIC SCALE

- 1** NEEDS ATTENTION
- 2** AVERAGE
- 3** GOOD
- 4** EXCEPTIONAL
- 5** GREAT

DISTRICT ASSIGNED SCHOOL QUALITY RATING

- 1** F
- 2** D
- 3** C
- 4** B
- 5** A

FINANCE FUND BALANCE

- 1** Less than 9%
- 2** 10-14%
- 3** 14-17%
- 4** 18-19%
- 5** 20%

TEACHER INFORMATION

Total # of 5 plus year teachers divided by the total # of teachers to get the percentage

- 1** 10-19%
- 2** 20-38%
- 3** 39-48%
- 4** 59-49%
- 5** 60% or greater

GRADUATION RATE

- 1** 89% or less
- 2** 89-90%
- 3** 90-92%
- 4** 93-94%
- 5** 95% or greater

College, Career and Military Readiness (CCMR)

- 1** 60-70%
- 2** 71-80%
- 3** 81-90%
- 4** 91-94%
- 5** 95% or greater

POSITIVE STUDENT BEHAVIOR

ELEMENTARY

- 1** 85 or less
- 2** 86-89
- 3** 90-91
- 4** 92-94
- 5** 95 or greater

SECONDARY

- 1** 69%
- 2** 70-73%
- 3** 74-84%
- 4** 85-91%
- 5** 92% or greater

STUDENT SUPPORTS

ELEMENTARY

- 1** 1 out of 6
- 2** 2 out of 6
- 3** 3 out of 6
- 4** 4 out of 6
- 5** 5 out of 6

SECONDARY

- 1** 2 or less
- 3** 3 out of 6
- 5** 4 out of 5

ATTENDANCE PERCENTAGE

ELEMENTARY

- 1** 85% or less
- 2** 86-89%
- 3** 90-92%
- 4** 93-94%
- 5** 95% or greater

SECONDARY

- 1** 69%
- 2** 70-73%
- 3** 74-84%
- 4** 85-91%
- 5** 92% or greater

PARENT AND STUDENT ENGAGEMENT OPPORTUNITIES

Parent Involvement

- 1** 0 **5** 2 or more
- 2** 1

Student Clubs

- 1** 0 **5** 5 or more
- 2** 1 **3** 3-4

REFER TO SECONDARY RATINGS FOR DISTRICT

Visit <http://crowleyisdtx.org> for more details

SCHOOL ENVIRONMENT

