



# 2022-2023

CROWLEY INDEPENDENT SCHOOL DISTRICT

## Crowley ISD Quality Report

### Comprehensive Accountability System

Metrics that Matter to our Community

#### DISTRICT-ASSIGNED SCHOOL QUALITY RATING

**2022-2023 ACADEMICS** **TBD**

3RD GRADE MATH (Board Goal) ★

Approaches	Meets	Masters
67%	35%	13%

5TH GRADE READING (Board Goal) ★

Approaches	Meets	Masters
75%	47%	20%

ENGLISH I (Board Goal) ★

Approaches	Meets	Masters
67%	47%	8%

ALGEBRA I (Board Goal) ★

Approaches	Meets	Masters
67%	28%	11%

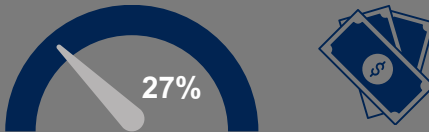
TEA Rating: TBD  
Baseline Year 2023

#### Student ENROLLMENT

TOTAL  
17,019



Finance **5**  
FUND BALANCE  
\$44,091,870



AS OF JUNE 2022

GRADUATION RATE **4**

94.4%

2021-2022



College, Career and Military Readiness (CCMR) **4**

91%

2021-2022



Total SCHOLARSHIPS AWARDED

\$24 MILLION

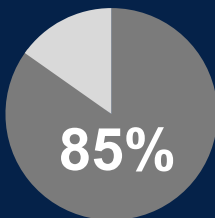


#### SCHOOL ENVIRONMENT

Positive Student BEHAVIOR **4**

(Board Goal) ★

% of students with no suspensions



Student DISCIPLINE

Discipline Incidents

Year	ISS	OSS
2021-2022	4,451	5,742
2022-2023	2,559	3,550

● In-school suspension ● Out-of-school suspension

TEACHER Information **5**

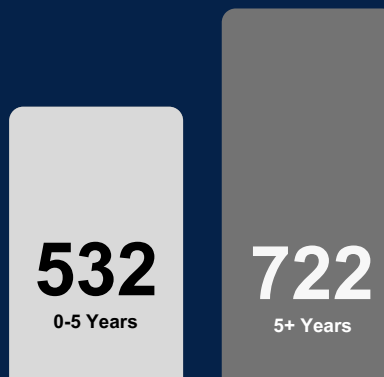
Teacher-to-Student Ratio



Teacher Retention

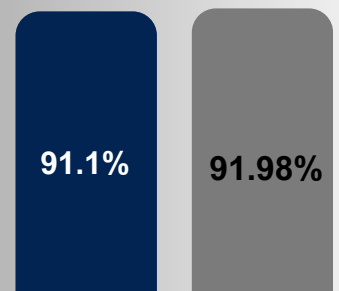
72.24%

Teacher Tenure



1,254 TEACHERS ON CAMPUSES

Attendance PERCENTAGE





# 2022-2023

CROWLEY INDEPENDENT SCHOOL DISTRICT

# Crowley ISD Quality Report

## Comprehensive Accountability System



## Crowley ISD School Board

Our aspiration in Crowley ISD is to ensure that all students have access to a GREAT SCHOOL and are provided excellent educational experiences so that they achieve their full potential. When our students graduate from Crowley ISD, they will leave with more than a diploma. They will leave with choices and opportunities. We designed this School Quality Report (SQR) to highlight metrics that matter and to share with our community the areas of progress, the areas of opportunity, and the comprehensive quality of each school in Crowley ISD. This SQR is our effort to increase transparency by synthesizing the quantitative metrics with qualitative parent voices to provide a complete assessment of school quality.

Economically DISADVANTAGED **75%**

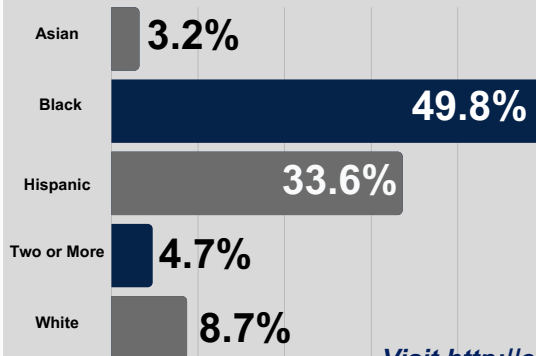
**STUDENT SUPPORTS 5**  
SOCIAL EMOTIONAL LEARNING SUPPORTS

Counselors	✓
SEL Specialists	✓
Interventionists	✓

AFTER SCHOOL PROGRAMS

21st Century	✓
Clayton Youth Enrichment	✓

### DISTRICT DEMOGRAPHICS



Visit <http://crowleyisdtx.org> for more details regarding our rubric.

### RUBRIC SCALE

- 1** NEEDS ATTENTION
- 2** AVERAGE
- 3** GOOD
- 4** EXCEPTIONAL
- 5** GREAT

“ There is no district in North Texas that I’m more proud of than Crowley ISD. The district has become a model for scholastic achievements in our area.  
-Bob Ray Sanders, retired Fort Worth Star-Telegram journalist

“ I love that my daughter is getting a great education, with amazing teachers and many more opportunities than I had when I attended school here. There is so much that this school district has to offer our kids.  
-Crystal Hamilton, CISD Parent and Alumni

### District COMMUNICATION

SOCIAL MEDIA NEWSLETTERS



# GRADED ON 2022-2023 DATA

CROWLEY INDEPENDENT SCHOOL DISTRICT

## Crowley ISD Quality Report

### Comprehensive Accountability System Rubric

Metrics that Matter to our Community

#### RUBRIC SCALE

- 1** NEEDS ATTENTION
- 2** AVERAGE
- 3** GOOD
- 4** EXCEPTIONAL
- 5** GREAT

#### DISTRICT ASSIGNED SCHOOL QUALITY RATING

- 1** F
- 2** D
- 3** C
- 4** B
- 5** A

#### FINANCE FUND BALANCE

- 1** Less than 9%
- 2** 10-14%
- 3** 14-17%
- 4** 18-19%
- 5** 20%

#### TEACHER INFORMATION

Total # of 5 plus year teachers divided by the total # of teachers to get the percentage

- 1** 10-19%
- 2** 20-38%
- 3** 39-48%
- 4** 59-49%
- 5** 60% or greater

#### GRADUATION RATE

- 1** 89% or less
- 2** 89-90%
- 3** 90-92%
- 4** 93-94%
- 5** 95% or greater

#### College, Career and Military Readiness (CCMR)

- 1** 60-70%
- 2** 71-80%
- 3** 81-90%
- 4** 91-94%
- 5** 95% or greater

#### POSITIVE STUDENT BEHAVIOR

##### ELEMENTARY

- 1** 85 or less
- 2** 86-89
- 3** 90-91
- 4** 92-94
- 5** 95 or greater

##### SECONDARY

- 1** 69%
- 2** 70-73%
- 3** 74-84%
- 4** 85-91%
- 5** 92% or greater

#### STUDENT SUPPORTS

##### ELEMENTARY

- 1** 1 out of 6
- 2** 2 out of 6
- 3** 3 out of 6
- 4** 4 out of 6
- 5** 5 out of 6

##### SECONDARY

- 1** 2 or less
- 3** 3 out of 6
- 5** 4 out of 5

#### ATTENDANCE PERCENTAGE

##### ELEMENTARY

- 1** 85% or less
- 2** 86-89%
- 3** 90-92%
- 4** 93-94%
- 5** 95% or greater

##### SECONDARY

- 1** 69%
- 2** 70-73%
- 3** 74-84%
- 4** 85-91%
- 5** 92% or greater

#### PARENT AND STUDENT ENGAGEMENT OPPORTUNITIES

##### Parent Involvement

- 1** 0      **5** 2 or more
- 2** 1

##### Student Clubs

- 1** 0      **5** 5 or more
- 2** 1      **3** 3-4

#### REFER TO SECONDARY RATINGS FOR DISTRICT

Visit <http://crowleyisdtx.org> for more details

SCHOOL ENVIRONMENT

