



2022-2023



CROWLEY INDEPENDENT SCHOOL DISTRICT

North Crowley High School Quality Report

Comprehensive Accountability System

Metrics that Matter to our Community

DISTRICT-ASSIGNED SCHOOL QUALITY RATING

2022-2023 ACADEMICS

ALGEBRA I (Board Goal) ★

Approaches	Meets	Masters
56%	19%	6%

ENGLISH I

Approaches	Meets	Masters
68%	46%	7%

ENGLISH II

Approaches	Meets	Masters
67%	46%	6%

US HISTORY

Approaches	Meets	Masters
90%	58%	22%

TEA Rating: TBD
Baseline Year 2023

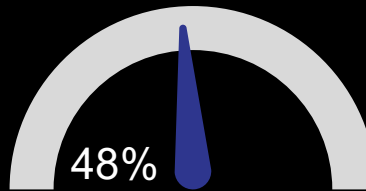
Student ENROLLMENT

TOTAL
2,904



● AP Enrollment ● Dual Credit Enrollment ● On Ramps Enrollment

Advanced ACADEMICS



% of students enrolled in advanced courses

CAREER & TECHNOLOGY

78% Enrolled



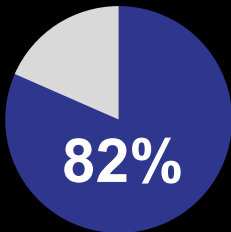
% of students enrolled in CTE courses

Positive Student BEHAVIOR

3


(Board Goal) ★

% of students with no suspensions



Student DISCIPLINE

Discipline Incidents



● In-school suspension ● Out-of-school suspension

GRADUATION RATE

5

96.2%

2021-2022



College, Career, & Military Readiness (CCMR)

4

91%

2021-2022

TEACHER Information

4

Teacher to Student Ratio



1:28

Teacher Student
Teacher Tenure



228 TEACHERS ON CAMPUS

College READINESS

% students graduated with college credit



18%

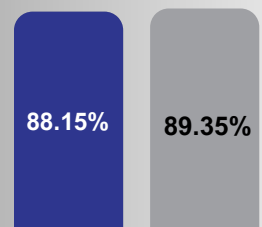
% scholarships earned \$14.3 Million

% accepted to college

93%

Attendance PERCENTAGE

4



2021-2022 2022-2023

SCHOOL ENVIRONMENT





2022-2023



CROWLEY INDEPENDENT SCHOOL DISTRICT

North Crowley High School Quality Report

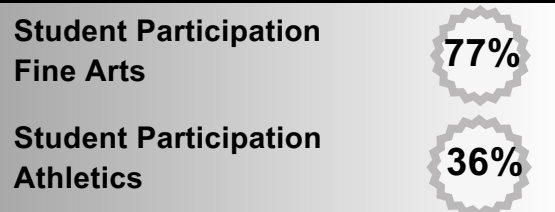
Comprehensive Accountability System



Crowley ISD School Board

Our aspiration in Crowley ISD is to ensure that all students have access to a GREAT SCHOOL and are provided excellent educational experiences so that they achieve their full potential. When our students graduate from Crowley ISD, they will leave with more than a diploma. They will leave with choices and opportunities. We designed this School Quality Report (SQR) to highlight metrics that matter and to share with our community the areas of progress, the areas of opportunity, and the comprehensive quality of each school in Crowley ISD. This SQR is our effort to increase transparency by synthesizing the quantitative metrics with qualitative parent voices to provide a complete assessment of school quality.

ENGAGEMENT OPPORTUNITIES



Student CLUBS

- AVID
- Panther Pearls
- Society of Gentleman
- Student Council
- Lego Club
- Gaming
- Girls Inc.
- Fine Arts
- Athletics
- Leadership

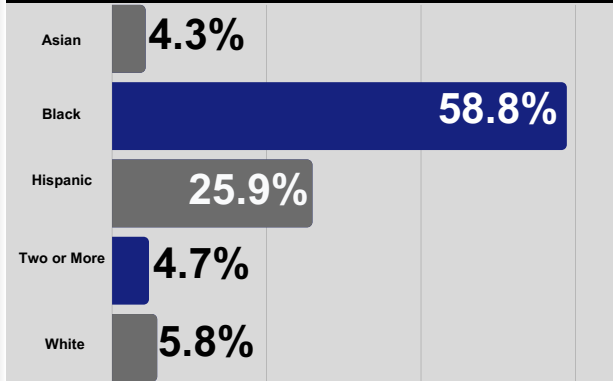
5

ENGAGEMENT

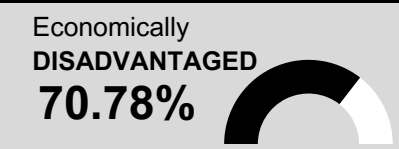
PARENT BOOSTER CLUBS AND STUDENT EXTRACURRICULAR ACTIVITIES

- Football
 - Baseball
 - Soccer
 - Softball
 - Basketball
 - Cheerleading
 - Band
 - Silver Stars
 - Track & Field
 - Swimming
 - Tennis
 - Wrestling
 - Volleyball
 - Cross Country
 - FFA (CTE)
 - Industry Advising Teams
- 5**

CAMPUS DEMOGRAPHICS



Visit <http://crowleyisdtx.org> for more details regarding our rubric.



RUBRIC SCALE

- 1 NEEDS ATTENTION
- 2 AVERAGE
- 3 GOOD
- 4 EXCEPTIONAL
- 5 GREAT

“ I love that my son is at North Crowley High because, during the past two years that he has been there, I have seen him develop as a student and individual and gain discipline through different programs, especially the ROTC program. The entire school team goes the extra mile every day to see each and every student develop personally and academically. This year, my son is a senior and will soon start making decisions for his future, and has been motivated and inspired by many of his teachers to move forward in his personal and professional life. I am proud that my son belongs to the great North Crowley High School family. -Maria, North Crowley High Parent ”

District COMMUNICATION

SOCIAL MEDIA

TEXTS/CALLS

NEWSLETTERS



GRADED ON 2022-2023 DATA

CROWLEY INDEPENDENT SCHOOL DISTRICT

Crowley ISD Quality Report

Comprehensive Accountability System Rubric

Metrics that Matter to our Community

RUBRIC SCALE

- 1** NEEDS ATTENTION
- 2** AVERAGE
- 3** GOOD
- 4** EXCEPTIONAL
- 5** GREAT

DISTRICT ASSIGNED SCHOOL QUALITY RATING

- 1** F
- 2** D
- 3** C
- 4** B
- 5** A

FINANCE FUND BALANCE

- 1** Less than 9%
- 2** 10-14%
- 3** 14-17%
- 4** 18-19%
- 5** 20%

TEACHER INFORMATION

Total # of 5 plus year teachers divided by the total # of teachers to get the percentage

- 1** 10-19%
- 2** 20-38%
- 3** 39-48%
- 4** 59-49%
- 5** 60% or greater

GRADUATION RATE

- 1** 89% or less
- 2** 89-90%
- 3** 90-92%
- 4** 93-94%
- 5** 95% or greater

College, Career and Military Readiness (CCMR)

- 1** 60-70%
- 2** 71-80%
- 3** 81-90%
- 4** 91-94%
- 5** 95% or greater

POSITIVE STUDENT BEHAVIOR

ELEMENTARY

- 1** 85 or less
- 2** 86-89
- 3** 90-91
- 4** 92-94
- 5** 95 or greater

SECONDARY

- 1** 69%
- 2** 70-73%
- 3** 74-84%
- 4** 85-91%
- 5** 92% or greater

STUDENT SUPPORTS

ELEMENTARY

- 1** 1 out of 6
- 2** 2 out of 6
- 3** 3 out of 6
- 4** 4 out of 6
- 5** 5 out of 6

SECONDARY

- 1** 2 or less
- 3** 3 out of 6
- 5** 4 out of 5

ATTENDANCE PERCENTAGE

ELEMENTARY

- 1** 85% or less
- 2** 86-89%
- 3** 90-92%
- 4** 93-94%
- 5** 95% or greater

SECONDARY

- 1** 69%
- 2** 70-73%
- 3** 74-84%
- 4** 85-91%
- 5** 92% or greater

PARENT AND STUDENT ENGAGEMENT OPPORTUNITIES

Parent Involvement

- 1** 0 **5** 2 or more
- 2** 1

Student Clubs

- 1** 0 **5** 5 or more
- 2** 1 **3** 3-4

REFER TO SECONDARY RATINGS FOR DISTRICT

Visit <http://crowleyisdtx.org> for more details

SCHOOL ENVIRONMENT

