



# 2022-2023



## CROWLEY INDEPENDENT SCHOOL DISTRICT

# Crowley Middle School Quality Report

## Comprehensive Accountability System

Metrics that Matter to our Community

DISTRICT-ASSIGNED TBD  
SCHOOL QUALITY RATING

### 2022-2023 ACADEMICS

8TH GRADE ALGEBRA I

Approaches	Meets	Masters
96%	55%	25%

8TH GRADE MATH (Board Goal)★

Approaches	Meets	Masters
54%	26%	6%

8TH GRADE READING

Approaches	Meets	Masters
69%	41%	17%

TEA Rating: TBD  
Baseline Year 2023

### Student ENROLLMENT



Pre AP Enrollment

430 383

2022-2023 2021-2022

### TEACHER Information 3

Teacher-to-Student Ratio



Teacher Student

Teacher Tenure

41

0-5 Years

29

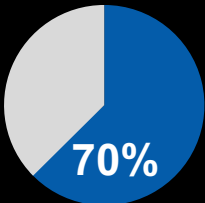
5+ Years

70 TEACHERS ON CAMPUS

### Positive Student BEHAVIOR 2

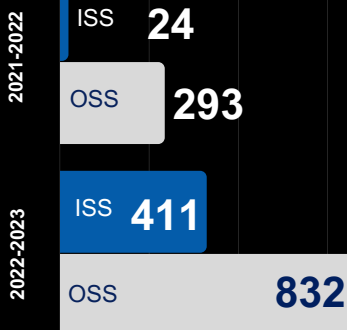
★(Board Goal)

% of students with no suspensions



### Student DISCIPLINE

Discipline Incidents



In-school suspension Out-of-school suspension

### STUDENT SUPPORTS 5

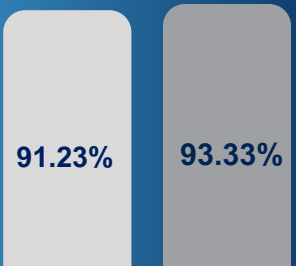
SOCIAL EMOTIONAL LEARNING SUPPORTS

Counselors	✓
SEL Specialists	✓
Interventionists	✓

AFTER SCHOOL PROGRAMS

21st Century (ACE)	✓
Tutorials	✓

### Attendance PERCENTAGE 4



2021-2022 2022-2023

### Parent and Student ENGAGEMENT OPPORTUNITIES

#### PARENT INVOLVEMENT 2

• PTA

#### STUDENT CLUBS 5

- Fine Arts
- Leadership
- Junior Cadet Corp
- Intramural Sports
- Junior National Honor Society
- Sports
- Cheer
- UIL
- Student Council

### Campus COMMUNICATION



SOCIAL MEDIA



TEXTS/CALLS



SKYWARD GRADES



NEWSLETTERS

SCHOOL ENVIRONMENT





# 2022-2023

## CROWLEY INDEPENDENT SCHOOL DISTRICT



# Crowley Middle School Quality Report

## Comprehensive Accountability System



## Crowley ISD School Board

Our aspiration in Crowley ISD is to ensure that all students have access to a GREAT SCHOOL and are provided excellent educational experiences so that they achieve their full potential. When our students graduate from Crowley ISD, they will leave with more than a diploma. They will leave with choices and opportunities. We designed this School Quality Report (SQR) to highlight metrics that matter and to share with our community the areas of progress, the areas of opportunity, and the comprehensive quality of each school in Crowley ISD. This SQR is our effort to increase transparency by synthesizing the quantitative metrics with qualitative parent voices to provide a complete assessment of school quality.

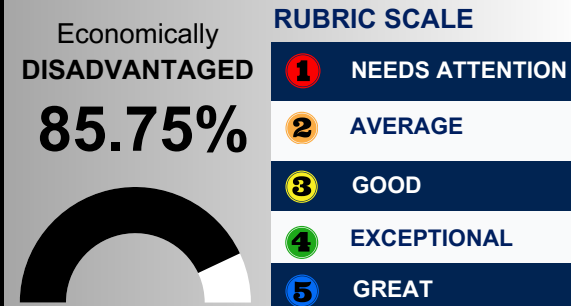
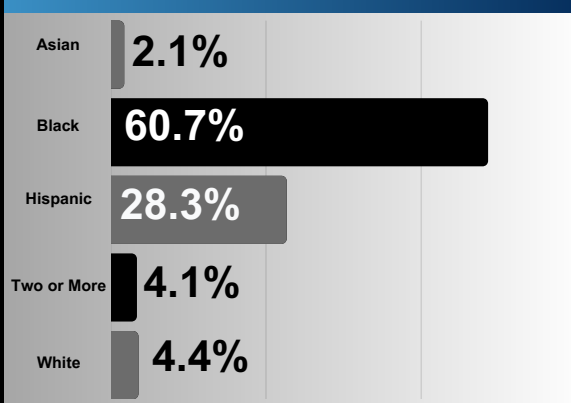
“ As a parent, I believe every child deserves to have compassionate leadership, teachers, coaches and counselors at school. This year at CMS, my children are thriving and being inspired daily by the professionals who are dedicated to their futures.  
**Jennifer, Crowley Middle School Parent** ”

“ I have good communication with the staff. There are some safety precautions for students in place this year that I appreciate.  
**Denise, Crowley Middle School Parent** ”



Visit <http://crowleyisdtx.org> for more details regarding our rubric.

## CAMPUS DEMOGRAPHICS





# GRADED ON 2022-2023 DATA

CROWLEY INDEPENDENT SCHOOL DISTRICT

## Crowley ISD Quality Report

### Comprehensive Accountability System Rubric

Metrics that Matter to our Community

#### RUBRIC SCALE

- 1** NEEDS ATTENTION
- 2** AVERAGE
- 3** GOOD
- 4** EXCEPTIONAL
- 5** GREAT

#### DISTRICT ASSIGNED SCHOOL QUALITY RATING

- 1** F
- 2** D
- 3** C
- 4** B
- 5** A

#### FINANCE FUND BALANCE

- 1** Less than 9%
- 2** 10-14%
- 3** 14-17%
- 4** 18-19%
- 5** 20%

#### TEACHER INFORMATION

Total # of 5 plus year teachers divided by the total # of teachers to get the percentage

- 1** 10-19%
- 2** 20-38%
- 3** 39-48%
- 4** 59-49%
- 5** 60% or greater

#### GRADUATION RATE

- 1** 89% or less
- 2** 89-90%
- 3** 90-92%
- 4** 93-94%
- 5** 95% or greater

#### College, Career and Military Readiness (CCMR)

- 1** 60-70%
- 2** 71-80%
- 3** 81-90%
- 4** 91-94%
- 5** 95% or greater

#### POSITIVE STUDENT BEHAVIOR

##### ELEMENTARY

- 1** 85 or less
- 2** 86-89
- 3** 90-91
- 4** 92-94
- 5** 95 or greater

##### SECONDARY

- 1** 69%
- 2** 70-73%
- 3** 74-84%
- 4** 85-91%
- 5** 92% or greater

#### STUDENT SUPPORTS

##### ELEMENTARY

- 1** 1 out of 6
- 2** 2 out of 6
- 3** 3 out of 6
- 4** 4 out of 6
- 5** 5 out of 6

##### SECONDARY

- 1** 2 or less
- 3** 3 out of 6
- 5** 4 out of 5

#### ATTENDANCE PERCENTAGE

##### ELEMENTARY

- 1** 85% or less
- 2** 86-89%
- 3** 90-92%
- 4** 93-94%
- 5** 95% or greater

##### SECONDARY

- 1** 69%
- 2** 70-73%
- 3** 74-84%
- 4** 85-91%
- 5** 92% or greater

#### PARENT AND STUDENT ENGAGEMENT OPPORTUNITIES

##### Parent Involvement

- 1** 0      **5** 2 or more
- 2** 1

##### Student Clubs

- 1** 0      **5** 5 or more
- 2** 1      **3** 3-4

#### REFER TO SECONDARY RATINGS FOR DISTRICT

Visit <http://crowleyisdtx.org> for more details

SCHOOL ENVIRONMENT

