



2022-2023

CROWLEY INDEPENDENT SCHOOL DISTRICT



# Sidney H. Poynter Elementary Quality Report

## Comprehensive Accountability System

Metrics that Matter to our Community

**DISTRICT-ASSIGNED SCHOOL QUALITY RATING** **TBD**

### 2022-2023 ACADEMICS

#### 3RD GRADE MATH

Approaches	Meets	Masters
57%	32%	6%

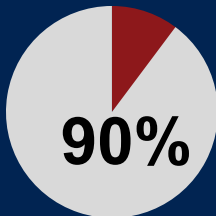
#### 5TH GRADE READING (Board Goal) ★

Approaches	Meets	Masters
72%	38%	15%

TEA Rating: TBD  
Baseline Year 2023


### Positive Student BEHAVIOR **3**

★ (Board Goal)  
% of students with no suspensions



### Student DISCIPLINE

Discipline Incidents



● In-school suspension ● Out-of-school suspension

### Student ENROLLMENT



### TEACHER Information **5**

#### Teacher-to-Student Ratio



1:22

Teacher Student

#### Teacher Tenure

14

0-5 Years

21

5+ Years

35 TEACHERS ON CAMPUS

### STUDENT SUPPORTS **4**

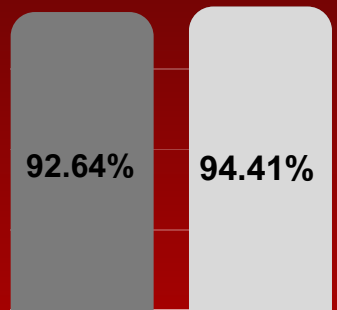
#### SOCIAL EMOTIONAL LEARNING SUPPORTS

Counselors	✓
SEL Specialists	
Interventionists	✓

#### AFTER SCHOOL PROGRAMS

21st Century (ACE)	✓
Clayton Youth Enrichment	
Tutorials	✓

### Attendance PERCENTAGE **4**



2021-2022

2022-2023

### Parent and Student ENGAGEMENT OPPORTUNITIES

#### PARENT INVOLVEMENT **5**

- PTA • All Pro Dad • Parent University

#### STUDENT CLUBS **5**

- Girls in STEM
- Boys that Code
- Lego League
- Running Club
- Student Council
- Chess
- Safety Patrol



### Campus COMMUNICATION



SOCIAL MEDIA



TEXTS/CALLS



SKYWARD GRADES



NEWSLETTERS

SCHOOL ENVIRONMENT





2022-2023



CROWLEY INDEPENDENT SCHOOL DISTRICT

# Sidney H. Poynter Elementary Quality Report

## Comprehensive Accountability System



### Crowley ISD School Board

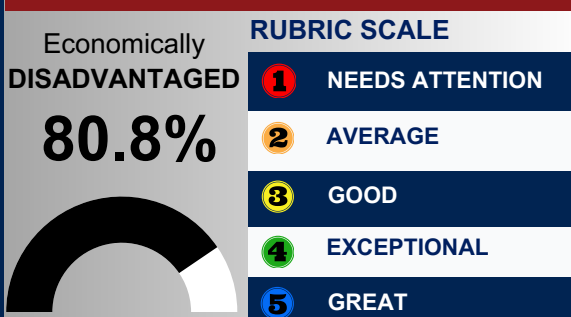
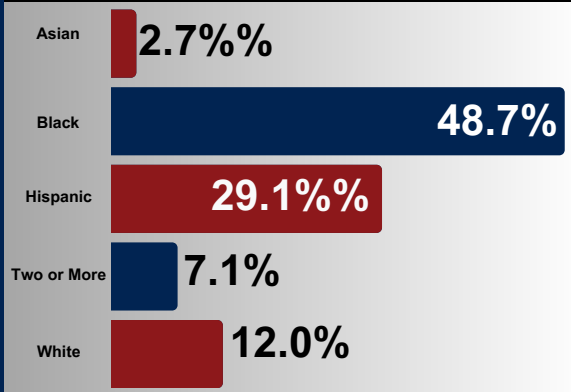
Our aspiration in Crowley ISD is to ensure that all students have access to a GREAT SCHOOL and are provided excellent educational experiences so that they achieve their full potential. When our students graduate from Crowley ISD, they will leave with more than a diploma. They will leave with choices and opportunities. We designed this School Quality Report (SQR) to highlight metrics that matter and to share with our community the areas of progress, the areas of opportunity, and the comprehensive quality of each school in Crowley ISD. This SQR is our effort to increase transparency by synthesizing the quantitative metrics with qualitative parent voices to provide a complete assessment of school quality.

“ One of the best things about Poynter is that it feels like a family. Whenever there is an issue, it is handled immediately with grace and understanding. I love how the teachers are involved and know their students by name and push students to be better versions of themselves. I also love how the needs of special needs children are met, and because of this my son, who is now in middle school, was prepared through the support he received at Poynter.  
**Vasiliki, Sidney H. Poynter Parent** ”

“ Both of my kids are students at Poynter. I feel safe and secure sending them, and I know all the educators and staff do everything in their power to keep them safe.  
**Dominique, Sidney H. Poynter Parent** ”

“ I have no problem with the school. It has been great! The kids love the teachers. In the last 5 years, the kids have had no issues.  
**Van, Sidney H. Poynter Parent** ”

### CAMPUS DEMOGRAPHICS



Visit <http://crowleyisdtx.org> for more details regarding our rubric.



# GRADED ON 2022-2023 DATA

CROWLEY INDEPENDENT SCHOOL DISTRICT

## Crowley ISD Quality Report

### Comprehensive Accountability System Rubric

Metrics that Matter to our Community

#### RUBRIC SCALE

- 1** NEEDS ATTENTION
- 2** AVERAGE
- 3** GOOD
- 4** EXCEPTIONAL
- 5** GREAT

#### DISTRICT ASSIGNED SCHOOL QUALITY RATING

- 1** F
- 2** D
- 3** C
- 4** B
- 5** A

#### FINANCE FUND BALANCE

- 1** Less than 9%
- 2** 10-14%
- 3** 14-17%
- 4** 18-19%
- 5** 20%

#### TEACHER INFORMATION

Total # of 5 plus year teachers divided by the total # of teachers to get the percentage

- 1** 10-19%
- 2** 20-38%
- 3** 39-48%
- 4** 59-49%
- 5** 60% or greater

#### GRADUATION RATE

- 1** 89% or less
- 2** 89-90%
- 3** 90-92%
- 4** 93-94%
- 5** 95% or greater

#### College, Career and Military Readiness (CCMR)

- 1** 60-70%
- 2** 71-80%
- 3** 81-90%
- 4** 91-94%
- 5** 95% or greater

#### POSITIVE STUDENT BEHAVIOR

##### ELEMENTARY

- 1** 85 or less
- 2** 86-89
- 3** 90-91
- 4** 92-94
- 5** 95 or greater

##### SECONDARY

- 1** 69%
- 2** 70-73%
- 3** 74-84%
- 4** 85-91%
- 5** 92% or greater

#### STUDENT SUPPORTS

##### ELEMENTARY

- 1** 1 out of 6
- 2** 2 out of 6
- 3** 3 out of 6
- 4** 4 out of 6
- 5** 5 out of 6

##### SECONDARY

- 1** 2 or less
- 3** 3 out of 6
- 5** 4 out of 5

#### ATTENDANCE PERCENTAGE

##### ELEMENTARY

- 1** 85% or less
- 2** 86-89%
- 3** 90-92%
- 4** 93-94%
- 5** 95% or greater

##### SECONDARY

- 1** 69%
- 2** 70-73%
- 3** 74-84%
- 4** 85-91%
- 5** 92% or greater

#### PARENT AND STUDENT ENGAGEMENT OPPORTUNITIES

##### Parent Involvement

- 1** 0      **5** 2 or more
- 2** 1

##### Student Clubs

- 1** 0      **5** 5 or more
- 2** 1      **3** 3-4

#### REFER TO SECONDARY RATINGS FOR DISTRICT

Visit <http://crowleyisdtx.org> for more details

SCHOOL ENVIRONMENT

